









































		EZL-200L	EZL-220	EZL-200F	CSE-H20	CSE-H21	EZL-400S
Products							
Network Interface	 Ethernet	<input type="checkbox"/>	<input type="checkbox"/>	<input type="checkbox"/>	<input type="checkbox"/>	<input type="checkbox"/>	<input type="checkbox"/>
	 Wireless LAN						<input type="checkbox"/>
	 PPP						
	 USB						
User Interface	 RS232	<input type="checkbox"/>	<input type="checkbox"/>	<input type="checkbox"/>	<input type="checkbox"/>	<input type="checkbox"/>	<input type="checkbox"/>
	 RS422		<input type="checkbox"/>	<input type="checkbox"/>			
	 RS485		<input type="checkbox"/>	<input type="checkbox"/>			
	 TTL (UART)						
	 I/O						
Hardware Type	 External-type	<input type="checkbox"/>	<input type="checkbox"/>	<input type="checkbox"/>	<input type="checkbox"/>	<input type="checkbox"/>	<input type="checkbox"/>
	 Board-type						
	 Module-type						
Voltage	 VOLTAGE 5V	<input type="checkbox"/>	<input type="checkbox"/>	<input type="checkbox"/>	<input type="checkbox"/>	<input type="checkbox"/>	<input type="checkbox"/>
	 VOLTAGE 3.3V						
Configuration	 ezConfig	<input type="checkbox"/>	<input type="checkbox"/>	<input type="checkbox"/>			
	 ezSerialConfig						
	 ezConfigMP						<input type="checkbox"/>
	 ezManager				<input type="checkbox"/>	<input type="checkbox"/>	
F/W upgrade	 TFTP F/W Upgrade	<input type="checkbox"/>	<input type="checkbox"/>	<input type="checkbox"/>	<input type="checkbox"/>	<input type="checkbox"/>	<input type="checkbox"/>
	 Serial F/W Upgrade		<input type="checkbox"/>	<input type="checkbox"/>			
Additional function	 TELNET		<input type="checkbox"/>	<input type="checkbox"/>	<input type="checkbox"/>	<input type="checkbox"/>	<input type="checkbox"/>
	 MULTI PORT				<input type="checkbox"/>	<input type="checkbox"/>	<input type="checkbox"/>
	 EAP-MD5						<input type="checkbox"/>
	 Multi-Connection			<input type="checkbox"/>			
	 SSL			<input type="checkbox"/>	<input type="checkbox"/>	<input type="checkbox"/>	<input type="checkbox"/>
	 SSH (Data)				<input type="checkbox"/>	<input type="checkbox"/>	
	 SSH (Management)			<input type="checkbox"/>			
	 DNS				<input type="checkbox"/>	<input type="checkbox"/>	
	 DDNS				<input type="checkbox"/>	<input type="checkbox"/>	
	 TELCOM			<input type="checkbox"/>	<input type="checkbox"/>	<input type="checkbox"/>	
ETC	 SLIP			<input type="checkbox"/>			
	 ISOLATION					<input type="checkbox"/>	
	 Wide Range Temp					<input type="checkbox"/>	
	 RoHS	<input type="checkbox"/>	<input type="checkbox"/>	<input type="checkbox"/>	<input type="checkbox"/>	<input type="checkbox"/>	<input type="checkbox"/>
Ethernet Port Type		10Base T	10/100Base T	10/100Base T	10/100Base T	10/100Base T	10/100Base T
Memory		ROM 64K RAM 4K	ROM 256K RAM 2M	ROM 256K RAM 2M	ROM 256K RAM 64K	ROM 256K RAM 64K	ROM 256K RAM 2M
Protocols		TCP, UDP, IP, ICMP, ARP, Ethernet TFTP, DHCP, PPPoE	TCP, UDP, IP, ICMP, ARP, Ethernet, TELNE, TFTP, DHCP, PPPoE	TCP, UDP, IP, ICMP, ARP, Ethernet, TELNET, TFTP, DHCP, PPPoE, SLIP, SSL3.0/TLS1.0, SSH	TCP, UDP, IP, ICMP, ARP, Ethernet, TELNET, TFTP, DHCP, PPPoE, DNS, DDNS, TELCOM	TCP, UDP, IP, ICMP, ARP, Ethernet, TELNET, TFTP, DHCP, PPPoE, DNS, DDNS, TELCOM	TCP, UDP, IP, ICMP, ARP, Ethernet, IEEE802.11, EAP, TELNET, TFTP, DHCP, PPPoE, SSL3.0/TLS1.0
Dimensions		136 x 83 x 29 mm	136 x 83 x 29 mm	136 x 83 x 29 mm	87 x 57 x 24 mm	158 x 90 x 24 mm	190 x 126 x 26 mm